





Steps	Directions
1. Have student Google account information available 	1. Locate your child's school email and password a. Google Account Information: Spanish/English NOTE: if you aren't sure what your child's email and password are, please call the main office 503-431-4500.
2. Log into the TTSD Filter 	1. Click the TTSD Filter Icon on the iPad 2. Log into the filter. a. English b. Spanish NOTE: this will need to be done daily, but you can save your child's password to help facilitate the process. How-To-Video/ (Spanish)
3. Go to Canvas app 	1. Click on the Canvas app 2. Select " Find my school " 3. Type in Tigard-Tualatin School District and select the option for " Students " 4. Log in with school email and password NOTE: If you do not see the self-service app, please watch this video to see how to install it.
4. Locate the Homeroom Course Card 	1. Click on Dashboard 2. Select the Homeroom Course
First Day of School!	First day of school is Monday, September 14. Join your Morning Meeting from 8:30-9:10

NOTE: If you have any technical issues, please contact the IT help desk at 503-431-4051. Bi-lingual support is available. For additional support :

<http://youtube.ttsdschools.org> site for family Tech training videos,

<http://familyhelp.ttsdschools.org> for ongoing tech support documentation